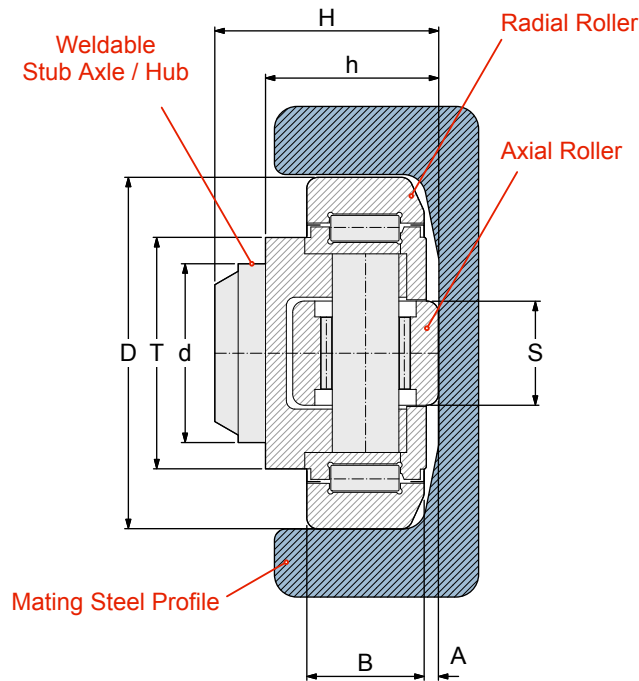


**STANDARD  
CR BEARINGS**



Our standard Combined Roller bearing consists of a hub, a radial bearing and an axial roller

BEARING REFERENCE	Dimensions (mm)									C kN	C <sub>0</sub> kN	C <sub>a</sub> kN	C <sub>0a</sub> kN	I.D. of radial bearing	PROFILE REF	PLATE REF
	D	T	d	H	h	B	A	S	r							
4.053	52.5	40	30	33	27	17	2	15	2	24	32	7	7	28	EC053	PL 00
4.054	62	42	30	37.5	30.5	20	2.5	20	3	31	35.5	11.1	11.5	38	2890	PL 0
4.055	70.1	48	35	44	36	23	2.5	22	4	45.5	51	14	13	42	2867 or 3018	PL 1
4.056	77.7	54	40	48	36.5	23	3	24	4	48	56.8	18	18	46	2810	PL 2
4.057	77.7	53	40	40	29	23	3	24	4	48	56.8	18	18	46	3019	
4.058	88.4	59	45	57	44	30	3.5	26	3	68	72	23	23	50	2811 or 3020	PL 3
4.059	101.2	67	50	46	33	28	3	30	3	73	82	25	27	58	2912	
4.060	107.7	71	55	54	40	31	3	34	5	81	95	31	36	63	3100	
4.061	107.7	71	60	69	55	31	3	34	5	81	95	31	36	63	2862	PL 4
4.062	123	80	60	72.3	56	37	5	40	5	110	132	43	50	71	2891 or 3353	PL 4
4.063	149	103	60	78.5	58.5	45	5.5	50	3	151	192	68	71	90	2757	PL 6

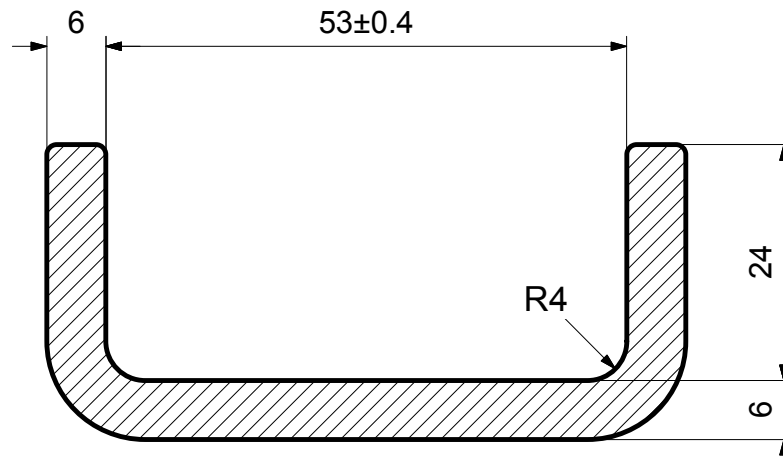
C = Dynamic Load Capacity for radial roller  
 C<sub>0</sub> = Static Load Capacity for radial roller  
 C<sub>a</sub> = Dynamic Load Capacity for axial (side) roller  
 C<sub>0a</sub> = Static Load Capacity for axial roller

**See page 36 for information on how to select the correct size of bearing and mating steel channel.**

Notes  
 4.053 and 4.054 bearings do not have grease holes.  
 All bearings are pre-greased.

## STANDARD CHANNEL

## EC053



Profile Reference	Web Height mm	Flange Width mm	Channel Height mm	Weight kg / metre	Bearing Reference	Plate Reference	Section Shape
EC053	65	30	53	5.2	4.053	PLATE 00	C Section

PROFILE REFERENCE: **EC053**

Weight: 5.2kg per metre

Moment of Area (Wx): 11.6cm<sup>3</sup>

Material: S355J0 (cold rolled)

Use with our:

**4.053** Standard Combined Roller Bearing

Other suitable bearings:

**MRS 900** Channel Ball Bearing

NOTE: THIS DRAWING IS NOT TO SCALE

**MOUNTING PLATE**

**PL00**

**THICKNESS: 10mm**

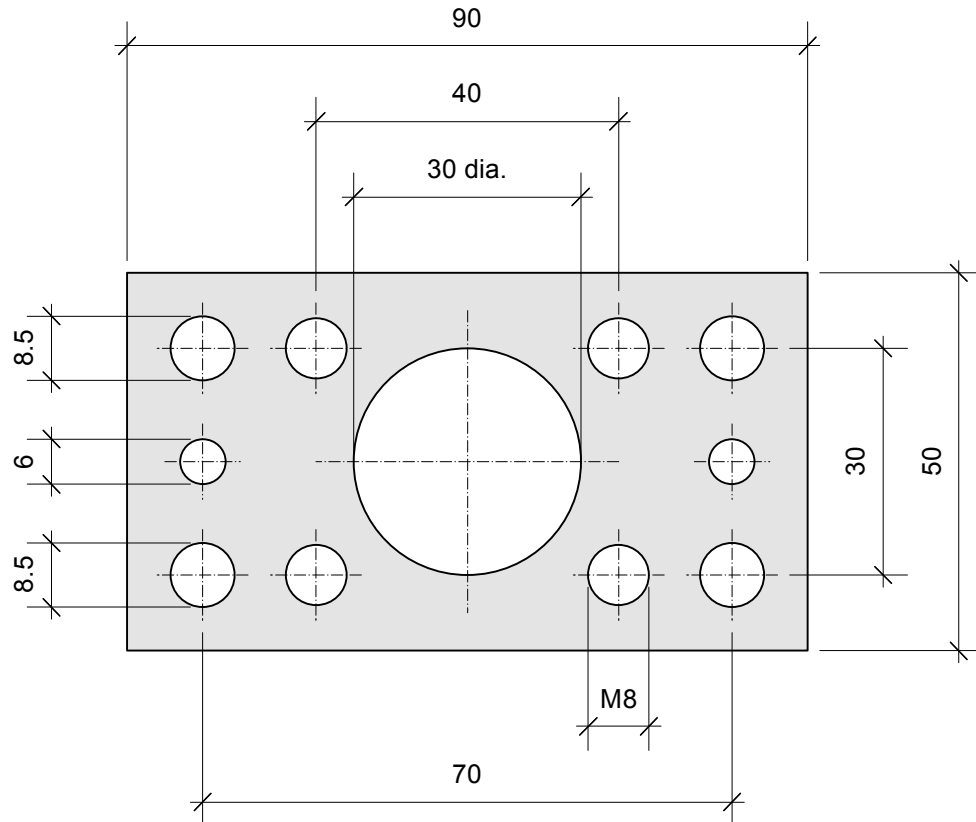


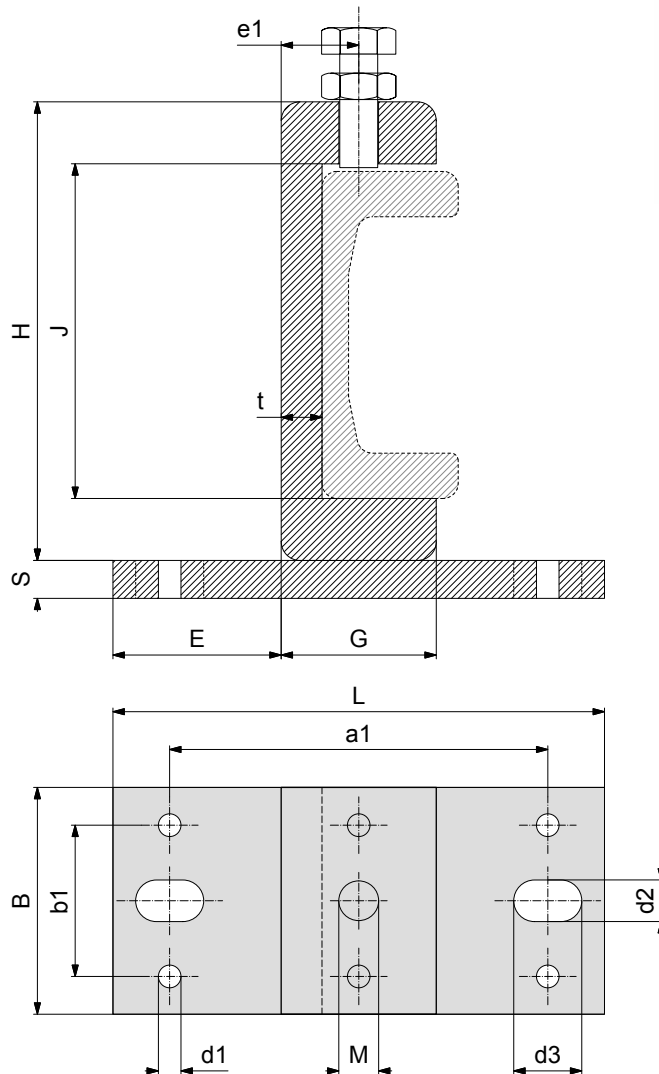
PLATE REFERENCE: **PL00**

WELD TO BEARING: **4.053**

USE WITH

STEEL CHANNEL: **EC053**

**FLANGED CLAMPS FOR STANDARD CHANNEL**



CLAMP REFERENCE	FOR PROFILE REFERENCE	Dimensions (mm)														Weight (kg)	
		H	B	L	S	J	E	G	t	a1	b1	d1	d2	d3	e1		M
CF00	EC053	87.1	60	130	10	67	47	36	7	100	40	6	11	18	21.5	M8x20	1.10
CF0	2890	121.3	60	130	10	88.5	44.5	41.0	10.8	100	40	6	11	18	20.5	M10x30	1.62
CF1	2867	135.4	60	130	10	105.0	38.5	53.0	12.7	100	40	6	11	18	26.5	M10x30	1.95
CF2	2810	157.2	80	160	15	123.0	49.5	61.2	14.0	130	60	6	13	18	30.6	M12x35	3.70
CF3	2811	175	80	160	15	137.5	46.9	66.2	16.2	130	60	6	13	18	33.1	M12x35	4.20
CF4	2862	201.5	80	160	15	159.0	44.4	71.2	19.4	130	60	6	13	18	35.6	M12x35	5.05