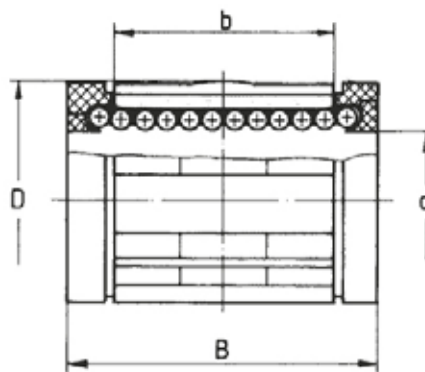
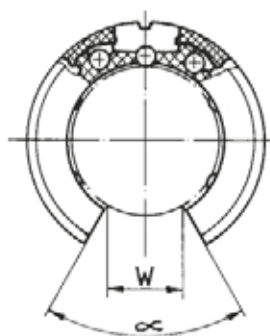


OPEN SUPER BALL BUSHINGS

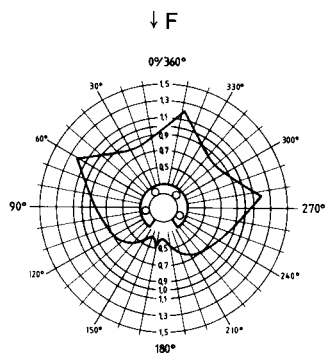
These ball bushings have the same boundary dimensions as the standard open ball bushings. They offer the same advantage of self alignment as the closed type Super Ball Bushings. An additional ball race in the larger ball bushings increases their carrying capacity slightly. The bushing is provided with a retention hole to secure it against displacement.

The load capacity shown in the table is only valid for load applied vertically. If the load is acting in any other direction, the load capacity must be taken from the diagrams shown below.



PART (2 seals)	d	D	B	b	w	α	Ball Circuits	Load C (N)	Load C ₀ (N)	Weight (kg)
SK71-212	12	22	32	20	6.5	66	4	1250	1620	0.017
SK71-216	16	26	36	22	9	68	4	1560	1930	0.035
SK71-220	20	32	45	28	9	55	5	2090	2630	0.048
SK71-225	25	40	58	40	11.5	57	5	3070	4720	0.103
SK71-230	30	47	68	48	14	57	5	5470	6810	0.177
SK71-240	40	62	80	56	19.5	56	5	6590	8230	0.275
SK71-250	50	75	100	72	22.5	50	5	10800	13500	0.520

Sizes 12 & 16 mm



Sizes 20 to 50 mm

